

Sharing CGM data with Dexcom Clarity



Sharing your Dexcom CGM data with a clinic

What is Dexcom Clarity?

Dexcom Clarity is a web-based cloud platform where you and your healthcare team can log in to view your Dexcom continuous glucose monitor (CGM) data. You can connect directly from your Dexcom ONE+, G6, G7 or Clarity app or upload your Dexcom receiver using a USB cable and computer.

Sharing your CGM data with your healthcare team means they can easily review your glucose levels and help you adjust your diabetes treatment and medications. Using Dexcom Clarity can also help facilitate remote virtual or phone follow up. This means you can have more frequent follow up and less face to face appointments.

Sharing data with a practice from the Dexcom Clarity app

You may need to download the Dexcom Clarity app if you don't already have it. The Dexcom Clarity app is separate to your usual Dexcom ONE+, G6 or G7 app.



Download Dexcom Clarity

- [App Store](#) (iPhone) / [Google Play Store](#) (Android)

> Login with your usual Dexcom CGM app login details

Steps:

1. Open Dexcom Clarity app > select profile (bottom right corner)
2. Select 'Manage data sharing'
3. Enter clinic code: **accessaid**
4. Select 'continue'
5. Confirm the clinic > Select 'confirm'
6. Select '<' to return to the Home screen

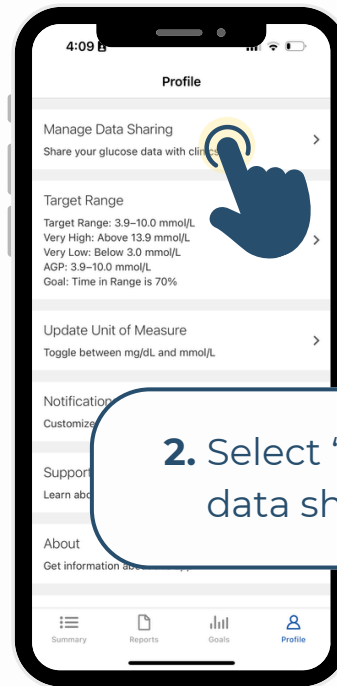
Sharing CGM data with Dexcom Clarity

AOTEAROA
DIABETES
COLLECTIVE

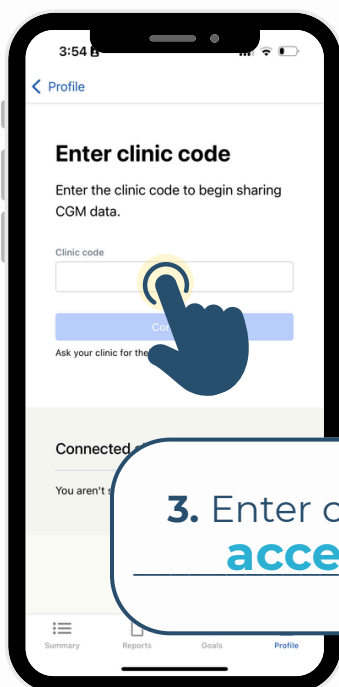
Sharing your Dexcom CGM data with a clinic



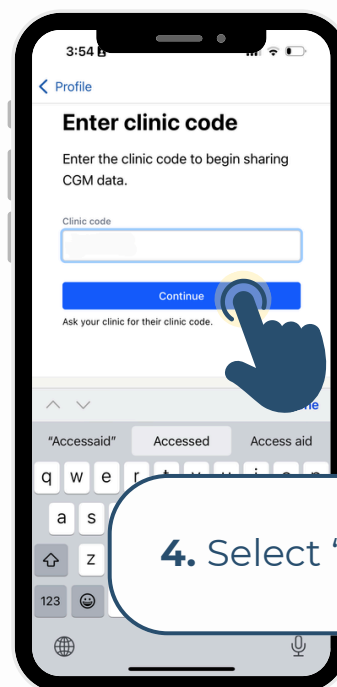
1. Open the Dexcom Clarity app > select profile



2. Select 'Manage data sharing'



3. Enter clinic code: **accessaid**

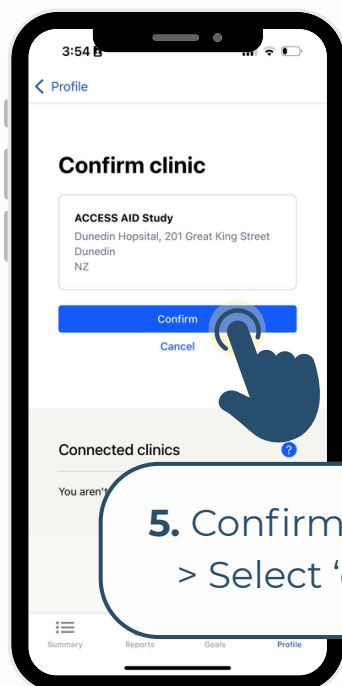


4. Select 'continue'

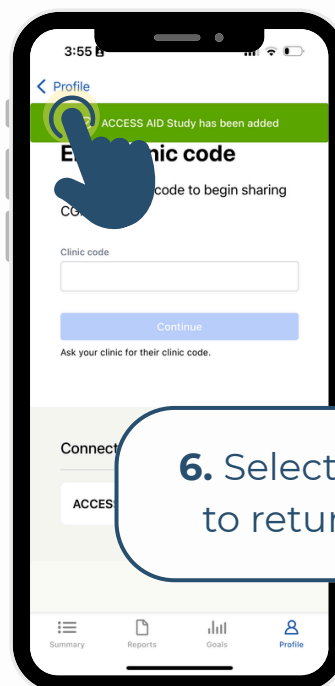
Sharing CGM data with Dexcom Clarity



Sharing your Dexcom CGM data with a clinic



5. Confirm the clinic
> Select 'confirm'



6. Select '< Profile'
to return Home



Sharing CGM data with Dexcom Clarity



Sharing your Dexcom CGM data with a clinic

Sharing data with a practice from the Dexcom ONE+ app

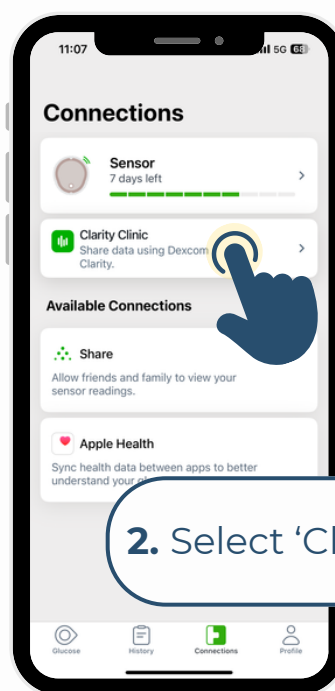
While we suggest using the Dexcom Clarity app, you can also share data with your team using your usual Dexcom ONE+, G6 or G7 app.

Steps:

1. Open Dexcom ONE+ app > select 'connections' from the bottom menu
2. Select 'Clarity Clinic'
3. Enter clinic code: [accessaid](#)
4. Select 'confirm'
5. Confirm the clinic > Select 'confirm'
6. Select 'done' to return to the Home screen



1. Open the
Dexcom ONE+ app
> select 'Connections'

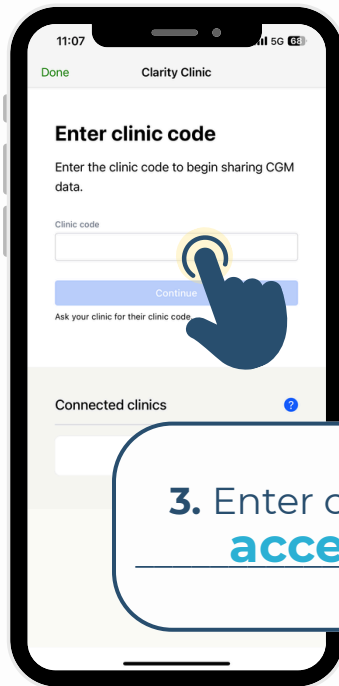


2. Select 'Clarity Clinic'

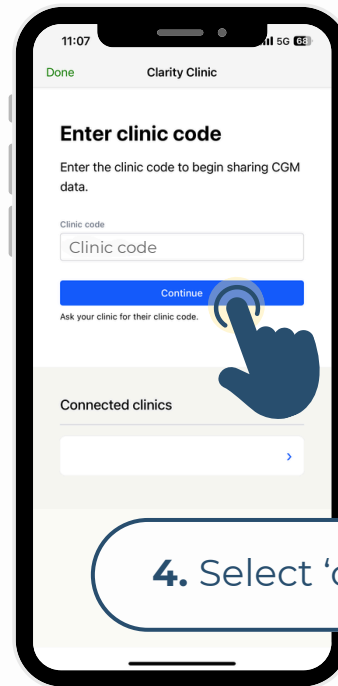
Sharing CGM data with Dexcom Clarity



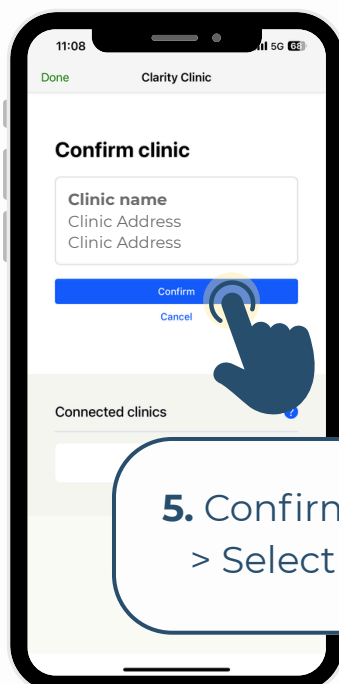
Sharing your Dexcom CGM data with a clinic



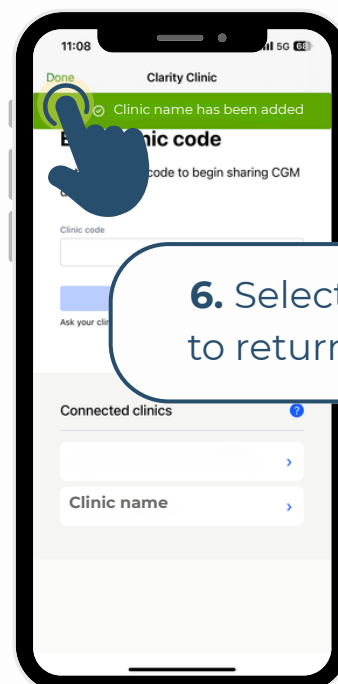
3. Enter clinic code:
accessaid



4. Select 'continue'



5. Confirm the clinic
> Select 'confirm'



6. Select 'Done'
to return Home

