

Sharing CGM data with Libreview



How to share your Freestyle Libre 2 plus CGM data

What is Libreview?

Libreview is a web-based cloud platform where you and your healthcare team can log in to view your Freestyle Libre continuous glucose monitor (CGM) data. You can connect directly from your Freestyle LibreLink app or upload your Freestyle Libre 2 reader using a USB cable and computer.

Sharing your CGM data with your healthcare team means they can easily review your glucose levels and help you adjust your diabetes treatment and medications. Using Libreview can also help facilitate remote virtual or phone follow up. This means you can have more frequent follow up and less face to face appointments.

Connecting to a practice from the Freestyle LibreLink app

You can share your CGM data to your healthcare teams Libreview clinic account using your LibreLink app.

Steps

1. Open LibreLink app > select ☰ menu on top left
2. Scroll down and select 'Connected apps' ☒
3. Next to Libreview select 'Connect' or 'Manage'
4. Select 'connect to a practice'
5. Enter practice ID: accessaid
6. Select 'next'
7. Confirm the practice > Select 'done'
8. Select 'back to connected clinics'

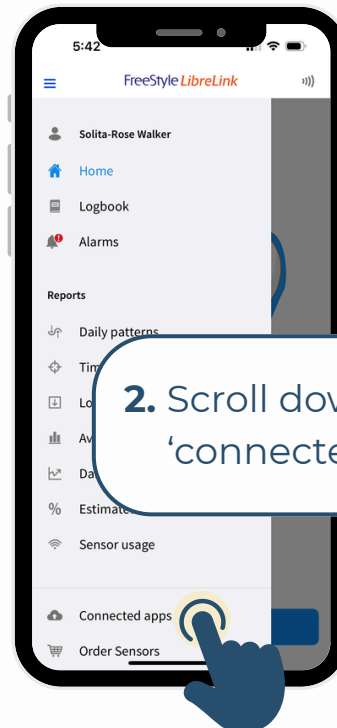
Sharing CGM data with Libreview

AOTEAROA
DIABETES
COLLECTIVE

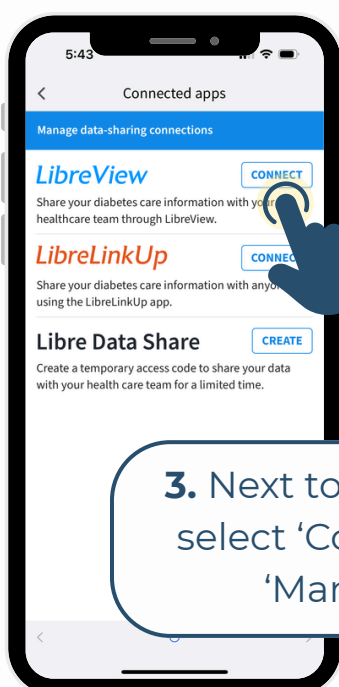
How to share your Freestyle Libre 2 plus CGM data



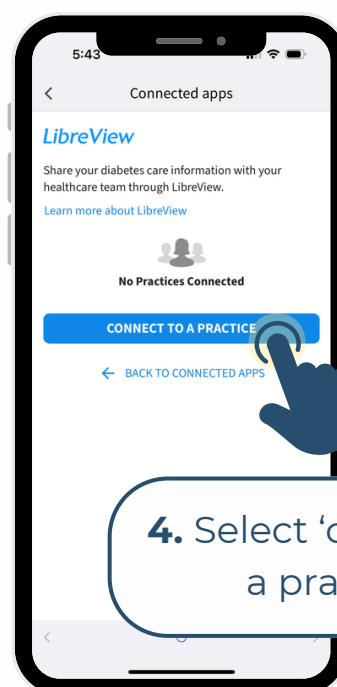
1. Open the Freestyle LibreLink app > select menu on top left



2. Scroll down > select 'connected apps'



3. Next to Libreview select 'Connect' or 'Manage'

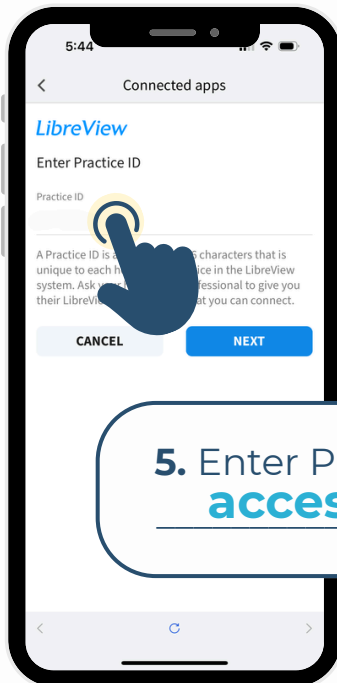


4. Select 'connect to a practice'

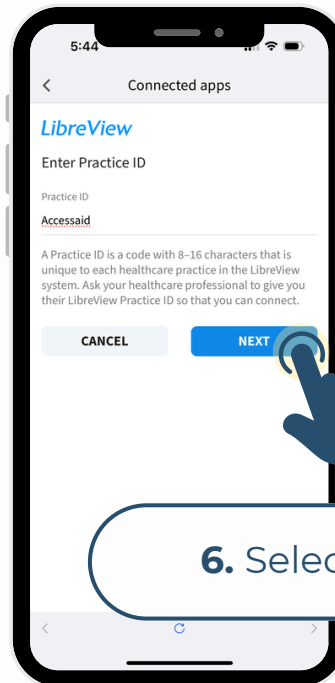
Sharing CGM data with Libreview



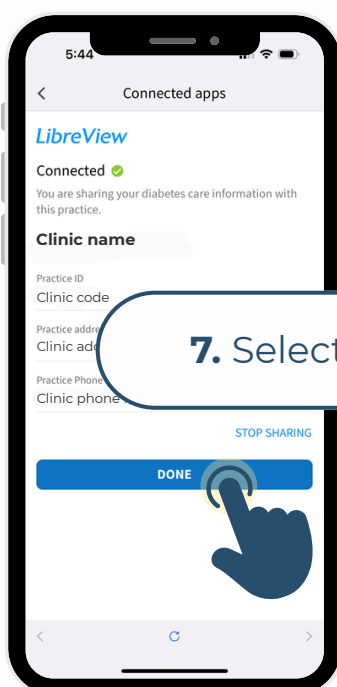
How to share your Freestyle Libre 2 plus CGM data



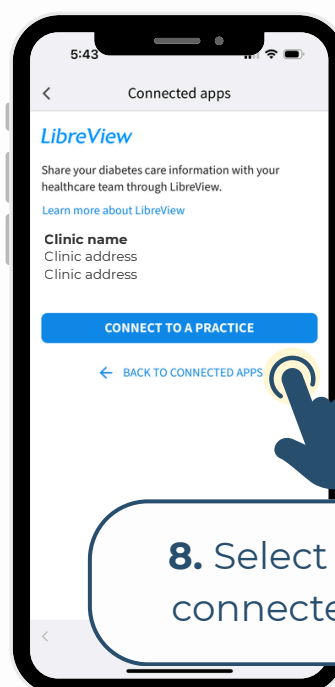
5. Enter Practice ID
accessaid



6. Select next



7. Select 'done'



8. Select 'back to
connected apps'