

How to connect to Dexcom Clarity



Sharing your Dexcom CGM data

What is Dexcom Clarity?

Dexcom Clarity is a cloud-based webplatform where your healthcare team can log in to view your Dexcom continuous glucose monitor (CGM) data. You can connect directly from your Dexcom Clarity app or upload your Dexcom receiver using a USB cable and computer.

Sharing your CGM data with your healthcare team means they can easily review your glucose levels and help you adjust your diabetes treatment and medications. Using Dexcom Clarity can also help facilitate remote virtual or phone follow up. This means you can have more frequent follow up and less face to face appointments.

Connecting to a practice from the Dexcom Clarity app

You may need to download the Dexcom Clarity app if you don't already have it. The Dexcom Clarity app is separate to your usual Dexcom ONE+, G6 or G7 app.

Download Dexcom Clarity - [App Store](#) (iPhone) / [Google Play Store](#) (Android)
> Login with your usual Dexcom login details

Step 1. Open Dexcom Clarity app > select profile (bottom right corner)

Step 2. Select 'Manage data sharing'

Step 3. Enter clinic code: **accessaid**

Step 6. Select 'continue'

Step 7. Confirm the clinic > Select 'confirm'

Step 8. Select '<' to return Home - all done!

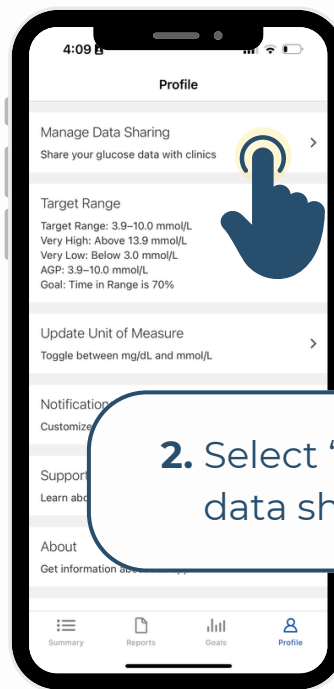
How to connect to Dexcom Clarity

AOTEAROA
DIABETES
COLLECTIVE

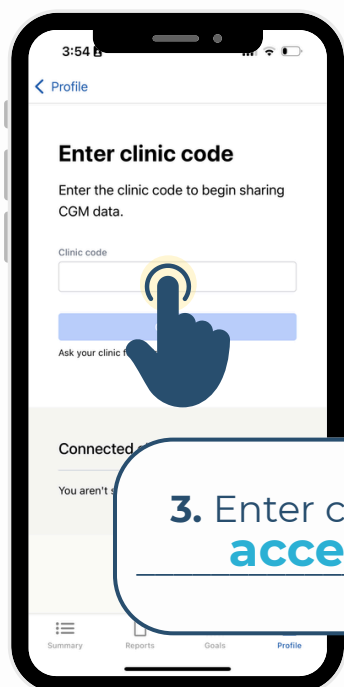
Sharing your Dexcom CGM data



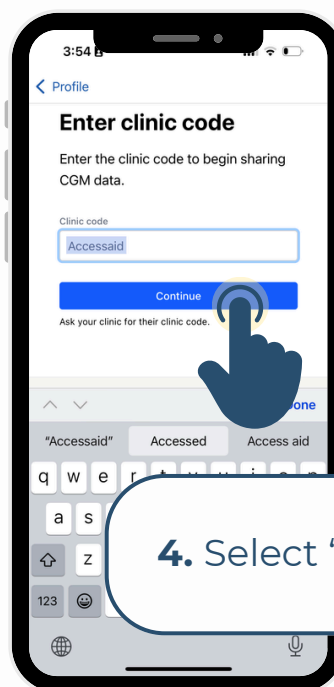
1. Open the Dexcom Clarity app > select profile



2. Select 'Manage data sharing'



3. Enter clinic code: **accessaid**

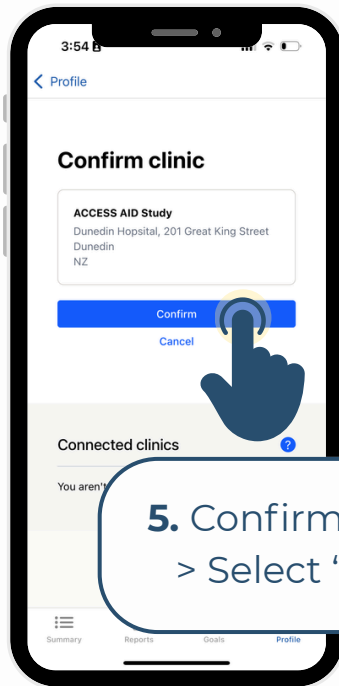


4. Select 'continue'

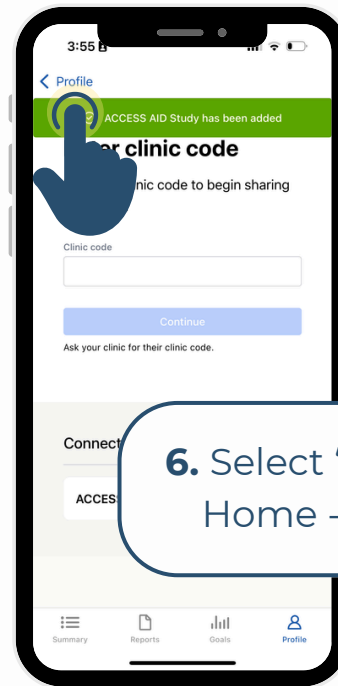
How to connect to Dexcom Clarity



Sharing your Dexcom CGM data



5. Confirm the clinic
> Select 'confirm'



6. Select '<' to return Home - all done! ✓